

**THE NORTH WEST
NORFOLK
RINGING GROUP**



REPORT for 2002-2004

CONTENTS.

Page	
2	Acknowledgements.
3	Introduction.
	Site Reports 2002 -2003
4	Introduction.
4	Abbey Farm
5	Stanhoe
6-8	Snettisham Coastal Park.
9-11	Annual Totals 1990-2003
12	Graphs of Annual Totals and Species ringed
	Recoveries and Controls
13	Introduction
14-23	Section 1: Selected Recoveries and Controls 2002 -2004.
24-26	Section 2: Summary of all Recoveries and Controls 1990-2004
	Species and Projects
27	Introduction
27-29	Section 1: Barn Owl
30	Map of Barn Owl nest distribution 2004
31-34	The Status of Barn Owls in Norfolk
35-39	Section 2: Ringed Plover
	North West Norfolk Ringing Group
40	Membership, Finance, Equipment and Training
	Report Editor & Correspondence John Middleton
	Author: 8 Back Lane
	Burnham Market
	Norfolk PE31 8EY
	Email: johnmiddleton@bmarket.freepreserve.co.uk

Front Cover Photo: Toni Asher

Group Website: <http://www.nwnrg.co.uk/>

ACKNOWLEDGEMENTS

The group would like to thank all those landowners, tenants, wardens and organisations on whose land our ringing activities have been carried out for their assistance and support and without whom none of our activities would be possible.

- For permission to operate within Snettisham Coastal Park. The Borough Council of Kings Lynn and West Norfolk, and Mr Vawser Coastal Park Warden also
Mr H.Buscall and Mr J.Austin, The Ken Hill Estate
- Norfolk County Council Property Services
- The Holkham Estate
- The Stody Estate
- The Royal Estate Sandringham
- The many farmers who have allowed the Group access to their land too numerous to mention individually
- The Hawk and Owl Trust

Thanks are also due to Babbie Brown & Root in conjunction with the Environment Agency for providing some funding which helped to sponsor the Ringed Plover monitoring programme in 2002 and 2003.

Finally if any one has been omitted please accept our apologies.

INTRODUCTION

John Middleton, Report Editor

THIS REPORT covering the three years 2002 to 2004 is the 11th that has been produced by the North West Norfolk Ringing Group since our formation in 1990.

It departs from our usual practice of producing an annual report instead data for 2002 to 2004 is combined into one report.

This is largely because Group Activities have been very much reduced during this period mainly due to the unfortunate circumstances that occurred at the Willow Carr site in August 2001 involving the theft of Tape Luring equipment that led to the abandonment of this very productive site and a scaling down of our mist netting activities. This led to a reappraisal of priorities leading to a decision to concentrate on some existing projects notably our Ringed Plover Retrapping Adult Survival (RAS) study and the Barn Owl Monitoring Project (BOMP) that had been initiated by the BTO. Both of these projects are time consuming and do not result in large numbers of birds ringed however we believe that targeted ringing studies have considerable merit, are of more value than general ringing and so would take priority. During these three years mist-netting activities were mainly confined to Snettisham Coastal Park and Abbey Farm when the weather permitted.

Another factor was the all time low participation by Group members during recent years, at least three members have not ringed any birds during the years covered by this report leaving the two most active members plus two others less active to carry out all ringing activities on behalf of the Group. Despite this our targeted ringing was maintained and in the case of Barn Owls actually increased. Many ringing groups have their ups and downs and during the last few years North West Norfolk RG have been at an all time low! This has been reflected in annual ringing totals over the past few years. Three new members have joined the Group and we welcome Mike and Karen Smith and also Aaron Boughtflower. Phil Littler has rejoined the Group after an absence of several years. Several potential members have joined in our ringing activities. Prospects for the Group now seem better than for some time.

SITE REPORTS

INTRODUCTION.

- This section of the report concentrates on sites used for mist netting during 2002, 2003 and 2004.
- It includes data for Abbey Farm, Flitcham, Stanhoe and Snettisham Coastal Park.
- The details of Barn Owl sites are not covered by this section as the number of sites (nearly 300) and totals ringed are better discussed in the Species and Projects section of this report.
- Similarly Ringed plover are not discussed by site but results for this species can be found in the Species and Projects section of this report.

Abbey Farm, Flitcham

Site CodeAFF

Habitat CodeF3 E3 Farmland

This farm is well known locally for its conservation policies and has been awarded several awards. The farm operations are conducted in a way that is sympathetic to wildlife. Small areas are sown specifically for winter passerines with for example, Fat Hen *Chenopodium album* and feeding stations have been set up. Good numbers of Chaffinches and Yellowhammers together with Tree Sparrows make good use of these food sources. These species are the group's major interest at this site. Tree Sparrows continue to breed on the farm, but not in the hoped for numbers. Several pairs have nested in holes in the walls of buildings and the adults had rings, indicating that the birds present in winter are not all part of roving flocks. However nest boxes provided have not been occupied.

Species	2002	2003	2004
Lapwing	2		
Barn Owl	2	2	1
Wren		1	1
Dunnock		29	5
Robin		2	1
Blackbird		4	12
Long-tailed Tit		10	
Blue Tit		2	1
Great Tit			1
Tree Sparrow		71	19
Chaffinch		33	15
Greenfinch		2	
Yellowhammer			2
Reed Bunting		18	
Totals	4	172	57

Abbey Farm, Flitcham
Totals Summary 2002-2004

SITE REPORTS

Stanhoe

Site Code THS

Habitat Code F3

Human site: Rural

This site is operated as a garden ringing site by Terry Hallahan and can usually be depended on to provide Nuthatch a species we do not normally capture elsewhere. In recent years it has provided the bulk of Terry's annual ringing totals. His other contribution to Group activities, include ringing Swallow and Barn Owl pullii.

Species	2002	2003	2004
Collared Dove			1
Barn Owl	1		
Great Spotted Woodpecker		1	
Swallow		7	15
House Martin		5	
Wren		3	3
Dunnock	5	1	6
Robin	5	4	6
Blackbird	21	21	47
Fieldfare			1
Song Thrush	2		
Blackcap			5
Chiffchaff	1	3	5
Goldcrest	7	3	4
Spotted Flycatcher		8	3
Long-tailed Tit	1		7
Marsh Tit		1	1
Coal Tit	3	4	1
Blue Tit	7	14	54
Great Tit	2	5	20
Nuthatch	1	2	2
Jackdaw	2	1	
Starling	11	3	3
House Sparrow			1
Chaffinch	4	8	15
Greenfinch	3	4	13
Goldfinch	1		1
Siskin	1		
Bullfinch			1
Totals	78	98	223

Stanhoe Totals Summary 2002-2004.

SITE REPORTS

Snettisham Coastal Park.

Site Code SCP Habitat Code C7 B1 Reed marsh and scrub.
SNE Habitat Code H1 Marine open shore.

The Park was established in January 1984 with a lease signed by Sir Stephen Lycett Green and the Borough Council of King's Lynn and West Norfolk. The park comprises 143 acres (approx 70 hectares) of land. With a variety of habitats ranging from open water, reed marsh, rough grass, thorn scrub and rabbit grazed turf with gravel areas, bounded to the west by the shingle bank which forms the first line of sea defence and the raised earth bank of secondary sea defences to the east. On the seaward side is the sand and shingle beach and mud flats of the Wash. The Coastal Park is part of a County Wildlife Site (CWS477) and the adjacent (CWS 478), and it borders the east side of the Wash Estuary, which is designated as a Ramsar site, NCR site, SPA, SAC and part AONB .

The diverse habitats are interesting not just because of the avian populations that breed or winter here or are passing through during spring and autumn migration. The site has considerable botanical interest and includes various nationally rare species as well as some species which are either rare or scarce in Norfolk with the shingle area supporting five notable plants – stalked orache, sea kale, smooth cat's ear, sea knotgrass and hoary cinquefoil.

Twenty-four species of butterfly and 116 species of moth have been recorded including the Marbled Clover *Heliothis viriplaca*, which is accorded RDB status in the Brecks. This total also includes twenty- six other moth species that are either nationally or locally rare.

Nine species of dragonfly/damselfly occur in the Park including the Nationally important Hairy dragonfly *Bracitron pratencise*.

Over 120 bird species have been recorded either in the Park or on the adjacent beach/sea.

The diverse habitat supports good numbers of breeding warblers particularly Reed, Sedge, Whitethroat, Lesser Whitethroat, Willow Warbler and Grasshopper Warbler. Good numbers of Linnets, Meadow Pipits and Skylarks are also breeding. A few pairs of Bullfinch also breed in the Park and of course the ubiquitous Blackbird and several pairs of Song Thrush. The breeding bird population is not confined to just passerines, the open water has Moorhen and Coot, Mallard and Tufted Duck and at least one pair of Mute Swan. On the adjacent shingle bank and beach, which begins at the nearby Snettisham RSPB reserve and extends to Heacham South Beach about 5 km in all, breeding waders include Oystercatcher and approximately 65 pairs of Ringed Plover.

The numbers ringed at Snettisham Coastal Park 2002-2004 and details of species is shown in the Table on the next pages.

SITE REPORTS

Snettisham Coastal Park Totals Summary 2002-2004.

Species	1990-2001	2002	2003	2004
Mute Swan	4			
Mallard	1			
Sparrowhawk	9		2	1
Kestrel	3			
Water Rail	1			
Oystercatcher	8			
Lapwing	4	8	2	
Woodcock	1			
Redshank	3			
Common Sandpiper	1			
Turtle Dove	7			
Cuckoo	1			
Little Owl	1			
Short Eared Owl	1			
Swift	2			
Kingfisher	4			
Wryneck	1			
Green Woodpecker	13		1	
Great Spot Woodpecker	2			1
Skylark	85	15		
Swallow	281		18	
House Martin	518		4	
Tree Pipit	2			
Meadow Pipit	131	12		
Yellow Wagtail	1			
Grey Wagtail	1			
Pied Wagtail	4			
Wren	264	17	24	6
Dunnock	453	12	32	1
Robin	352	8	28	7
Nightingale	2			
Black Redstart	5			
Redstart	19	1	1	
Whinchat	76	3		
Stonechat	18			
Wheatear	1003	63		
Ring Ouzel	1	1		
Blackbird	872	41	98	54
Fieldfare	10		1	1
Song Thrush	169	4	20	1
Redwing	264		40	22
Mistle Thrush	8			

SITE REPORTS

Species	1990-2001	2002	2003	2004
Grasshopper Warbler	18		2	
Sedge Warbler	485		20	
Reed Warbler	654	3	44	
Barred Warbler	3			
Lesser Whitethroat	241	1	24	
Whitethroat	479	8	75	
Garden Warbler	48	2	9	
Blackcap	460	58	137	
Chiffchaff	100	12	62	
Willow Warbler	411		18	
Goldcrest	66	6	11	3
Pied Flycatcher	2			
Spotted Flycatcher	1		1	
Bearded Tit			3	
Long-tailed Tit	276	23	50	5
Marsh Tit	1			
Coal Tit	3			
Blue Tit	478	45	56	6
Great Tit	197	17	22	1
Nuthatch	1			
Treecreeper	2			1
Magpie	7			
Starling	106	1	6	
House Sparrow	31	1	5	
Chaffinch	219	4	18	4
Brambling	1			
Greenfinch	245	21	43	2
Goldfinch	257	8	12	5
Linnet	291		9	2
Redpoll	16			
Bullfinch	108	15	14	1
Snow Bunting	31			
Hawfinch	1			
Yellowhammer	13			
Reed Bunting	89	7	6	
Corn Bunting	1			
Total	9948	417	918	124
No. Species	78	30	36	19

Snettisham Coastal Park Totals Summary 2002-2004.

ANNUAL TOTALS 1990-2004

Euring No	English name	Scientific name	1990-2001	2002	2003	2004	Total
220	Fulmar	<i>Fulmarus glacialis</i>	124				124
460	Manx Shearwater	<i>Puffinus puffinus</i>	1				1
1520	Mute Swan	<i>Cygnus olor</i>	243				243
1700	Egyptian Goose	<i>Alopochen aegyptiacus</i>	8				8
1730	Shelduck	<i>Tadorna tadorna</i>	9				9
1860	Mallard	<i>Anas platyrhynchos</i>	24				24
2600	Marsh Harrier	<i>Circus aeruginosus</i>	164				164
2690	Sparrowhawk	<i>Accipiter nisus</i>	28		2	1	31
3040	Kestrel	<i>Falco tinnunculus</i>	40	5	5		50
3580	Red-legged Partridge	<i>Alectoris rufa</i>	1				1
3670	Grey Partridge	<i>Perdix perdix</i>	1				1
4070	Water Rail	<i>Rallus aquaticus</i>	15				15
4240	Moorhen	<i>Gallinula chloropus</i>	8				8
4290	Coot	<i>Fulica atra</i>	9				9
4500	Oystercatcher	<i>Haematopus ostralegus</i>	42	1	1		44
4560	Avocet	<i>Recurvirostra avosetta</i>	107	2			109
4700	Ringed Plover	<i>Charadrius hiaticula</i>	972	107	117	125	1321
4930	Lapwing	<i>Vanellus vanellus</i>	287	13	2		302
4970	Sanderling	<i>Calidris alba</i>	86				86
5120	Dunlin	<i>Calidris alpina</i>	1				1
5190	Snipe	<i>Gallinago gallinago</i>	2				2
5290	Woodcock	<i>Scolopax rusticola</i>	5				5
5460	Redshank	<i>Tringa totanus</i>	17				17
5560	Common Sandpiper	<i>Actitis hypoleucos</i>	1				1
5610	Turnstone	<i>Arenaria interpres</i>	46				46
5820	Black-headed Gull	<i>Larus ridibundus</i>	91				91
5900	Common Gull	<i>Larus canus</i>	22				22
6150	Common Tern	<i>Sterna hirundo</i>	11				11
6240	Little Tern	<i>Sterna albifrons</i>	16				16
6540	Puffin	<i>Fratercula arctica</i>	1				1
6680	Stock Dove	<i>Columba oenas</i>	84	3	8	4	99
6700	Woodpigeon	<i>Columba palumbus</i>	49				49
6840	Collared Dove	<i>Streptopelia decaocto</i>	32		1	1	34
6870	Turtle Dove	<i>Streptopelia turtur</i>	17				17
7240	Cuckoo	<i>Cuculus canorus</i>	2				2
7350	Barn Owl	<i>Tyto alba</i>	196	142	165	215	718
7570	Little Owl	<i>Athene noctua</i>	5			2	7
7610	Tawny Owl	<i>Strix aluco</i>	11			1	12
7670	Long-eared Owl	<i>Asio otus</i>	2				2
7680	Short-eared Owl	<i>Asio flammeus</i>	2				2
7950	Swift	<i>Apus apus</i>	10				10
8310	Kingfisher	<i>Alcedo atthis</i>	8				8
8480	Wryneck	<i>Jynx torquilla</i>	2				2
8560	Green Woodpecker	<i>Picus viridis</i>	23		1		24

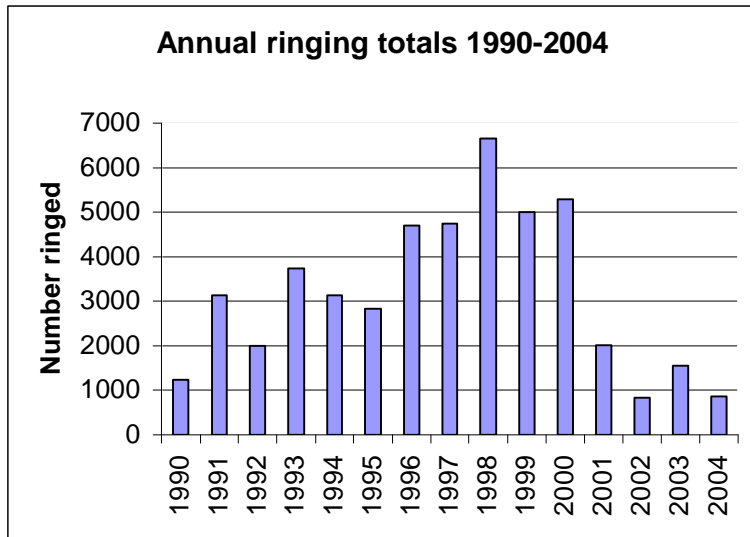
ANNUAL TOTALS 1990-2004

Euring No	English name	Scientific name	1990-2001	2002	2003	2004	Total
8760	Great Spotted Woodpecker	<i>Dendrocopus major</i>	27		1	1	29
9760	Skylark	<i>Alauda arvensis</i>	325	15			340
9780	Shorelark	<i>Eremophila alpestris</i>	52				52
9810	Sand Martin	<i>Riparia riparia</i>	498				498
9920	Swallow	<i>Hirundo rustica</i>	2160	15	79	66	2320
10010	House Martin	<i>Delichon urbica</i>	702		9		711
10090	Tree Pipit	<i>Anthus trivialis</i>	4				4
10110	Meadow Pipit	<i>Anthus pratensis</i>	213	12			225
10170	Yellow Wagtail	<i>Motacilla flava</i>	3				3
10190	Grey Wagtail	<i>Motacilla cinerea</i>	1				1
10200	Pied Wagtail	<i>Motacilla alba</i>	686	53			739
10480	Waxwing	<i>Bombycilla garrulus</i>	14				14
10500	Dipper	<i>Cinclus cinclus</i>	2				2
10660	Wren	<i>Troglodytes troglodytes</i>	1180	17	28	10	1235
10840	Dunnock	<i>Prunella modularis</i>	1731	17	62	12	1822
10990	Robin	<i>Erithacus rubecula</i>	1483	13	34	15	1545
11060	Bluethroat	<i>Luscinia svecica</i>	1				1
11040	Nightingale	<i>Luscinia megarhynchos</i>	4				4
11210	Black Redstart	<i>Phoenicurus ochruros</i>	10				10
11220	Redstart	<i>Phoenicurus phoenicurus</i>	93	1	1		95
11370	Whinchat	<i>Saxicola rubetra</i>	88	3			91
11390	Stonechat	<i>Saxicola torquata</i>	29				29
11460	Wheatear	<i>Oenanthe oenanthe</i>	1113	63			1176
11860	Ring Ouzel	<i>Turdus torquatus</i>	4	1			5
11870	Blackbird	<i>Turdus merula</i>	3207	62	127	124	3520
11980	Fieldfare	<i>Turdus pilaris</i>	253		1	2	256
12000	Song Thrush	<i>Turdus philomelos</i>	663	6	20	1	690
12010	Redwing	<i>Turdus iliacus</i>	736		40	22	798
12020	Mistle Thrush	<i>Turdus viscivorus</i>	44				44
12200	Cetti's Warbler	<i>Cettia cetti</i>	3				3
12360	Grasshopper Warbler	<i>Locustella naevia</i>	28		2		30
12430	Sedge Warbler	<i>Acrocephalus schoenobaenus</i>	1120		20		1140
12510	Reed Warbler	<i>Acrocephalus scirpaceus</i>	1784	3	44		1831
12590	Icterine Warbler	<i>Hippolais icterina</i>	1				1
12730	Barred Warbler	<i>Sylvia nisoria</i>	11				11
12740	Lesser Whitethroat	<i>Sylvia curruca</i>	365	1	24		390
12750	Whitethroat	<i>Sylvia communis</i>	659	8	75		742
12760	Garden Warbler	<i>Sylvia borin</i>	326	2	9		337
12770	Blackcap	<i>Sylvia atricapilla</i>	3044	58	137	5	3244
13000	Yellow-browed Warbler	<i>Phylloscopus inornatus</i>	2				2
13080	Wood Warbler	<i>Phylloscopus sibilatrix</i>	3				3
13110	Chiffchaff	<i>Phylloscopus collybita</i>	819	13	65	5	902

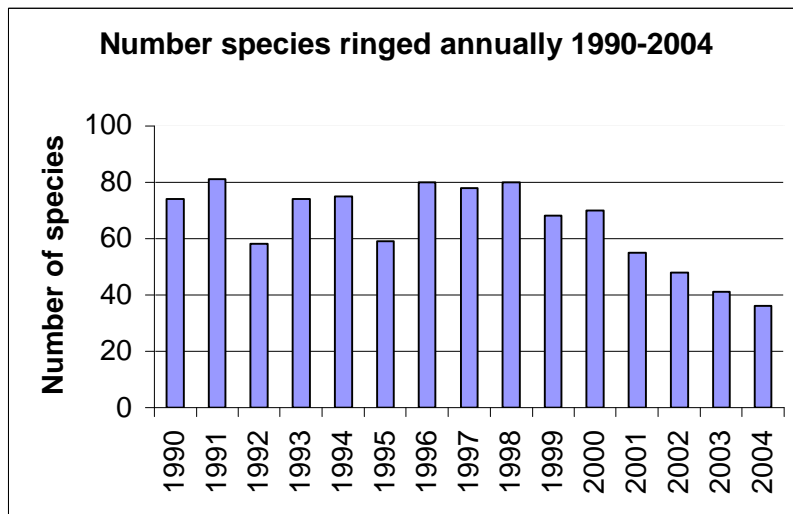
ANNUAL TOTALS 1990-2004

Euring No	English name	Scientific name	1990-2001	2002	2003	2004	Total
13120	Willow Warbler	<i>Phylloscopus trochilus</i>	921		18		939
13140	Goldcrest	<i>Regulus regulus</i>	857	13	14	8	892
13150	Firecrest	<i>Regulus ignicapillus</i>	7				7
13350	Spotted Flycatcher	<i>Muscicapa stia</i>	54		9	3	66
13490	Pied Flycatcher	<i>Ficedula hypoleuca</i>	42				42
13640	Bearded Tit	<i>Panurus biarmicus</i>	4		3		7
14370	Long-tailed Tit	<i>Aegithalos caudatus</i>	1090	24	60	12	1186
14400	Marsh Tit	<i>Parus palustris</i>	19		1	1	21
14420	Willow Tit	<i>Parus montanus</i>	9				9
14610	Coal Tit	<i>Parus ater</i>	140	3	4	13	160
14620	Blue Tit	<i>Parus caeruleus</i>	2378	52	72	73	2575
14640	Great Tit	<i>Parus major</i>	1009	19	27	38	1093
14790	Nuthatch	<i>Sitta europaea</i>	13	1	2	2	18
14860	Treecreeper	<i>Certhia familiaris</i>	48			1	49
15140	Isabelline Shrike	<i>Lanius isabellinus</i>	1				1
15150	Red-backed Shrike	<i>Lanius collurio</i>	2				2
15390	Jay	<i>Garrulus glandarius</i>	4				4
15490	Magpie	<i>Pica pica</i>	22				22
15600	Jackdaw	<i>Corvus monedula</i>	28	2	5		35
15670	Crow ssp (carrion/hooded)	<i>Corvus corone/cornix</i>	1				1
15820	Starling	<i>Sturnus vulgaris</i>	2774	13	10	7	2797
15910	House Sparrow	<i>Passer domesticus</i>	214	1	5	1	220
15980	Tree Sparrow	<i>Passer montanus</i>	99		71	19	170
16360	Chaffinch	<i>Fringilla coelebs</i>	1995	8	59	34	2804
16380	Brambling	<i>Fringilla montifringilla</i>	80				80
16490	Greenfinch	<i>Carduelis chloris</i>	2084	24	49	15	2172
16530	Goldfinch	<i>Carduelis carduelis</i>	491	9	12	6	518
16540	Siskin	<i>Carduelis spinus</i>	553	1			554
16600	Linnet	<i>Carduelis cannabina</i>	441		9	2	452
16620	Twite	<i>Carduelis flavirostris</i>	52				52
16630	Redpoll	<i>Carduelis flammea</i>	28				28
16660	Crossbill	<i>Loxia curvirostra</i>	25				25
16790	Scarlet Rosefinch	<i>Carpodacus erythrinus</i>	1				1
17100	Bullfinch	<i>Pyrrhula pyrrhula</i>	274	15	14	2	305
17170	Hawfinch	<i>Coccothraustes coccothraustes</i>	1				1
18470	Lapland Bunting	<i>Calcarius lapponicus</i>	1				1
18500	Snow Bunting	<i>Plectrophenax nivalis</i>	1838				1838
18570	Yellowhammer	<i>Emberiza citrinella</i>	358			2	360
18770	Reed Bunting	<i>Emberiza schoeniclus</i>	194	7	24		225
18820	Corn Bunting	<i>Miliaria calandra</i>	6				6
Totals			44474	828	1548	851	47701
Number of Species			126	41	48	36	126

GRAPHS of ANNUAL RINGING TOTALS and NUMBER of SPECIES RINGED



NUMBERS RINGED ANNUALLY 1990-2004.



NUMBER OF SPECIES RINGED ANNUALLY 1990-2004.

RECOVERIES AND CONTROLS

INTRODUCTION

The section of the report covers the years 2002 - 2004 and is in two parts.

Section 1 reports on selected recoveries for 2002 - 2004.

Section 2 presents a summary of all recoveries and controls received 1990 –2004.

- Recoveries are reported on a 'received' basis and not on the basis of the recovery year, this ensures that late receipt of recovery reports of a recovery (from a previous year), does not exclude them from being reported.
- Only recoveries and controls received during 2002, 2003 and 2004 will be included in this report.
- Recoveries will be selected for their significance or interest.

Recoveries

- A recovery is where a bird ringed by the group is re-trapped more than 5km away from its original ringing site or is reported dead, not released or released without its ring.
- A control is where a bird not originally ringed by the group, is recovered by the Group more than 5km away from its original ringing site.
- When species are included they are arranged alphabetically.

Country Names and Political Boundaries

The country names that appear on some recovery reports may not take account of recent political changes.

Some Ringing Scheme codes other than BTO

BLB	Bruxelles, Belgium	NLA	Arnhem, Netherlands
CIJ	Jersey, Channel Islands	NLL	Leiden, Netherlands
DEH	Hiddensee, Germany	NOA	As, Norway
DEW	Wilhelmshaven (Helgoland), Germany	NOO	Oslo, Norway
DKC	Copenhagen, Denmark	NOS	Stavanger, Norway
ESA	Aranzadi, Spain	PLG	Gdansk, Poland
ESI	Icona, Spain	PLW	Warsaw, Poland
ESM	Madrid, Spain	POL	Lisbon, Portugal
ETM	Matsalu, Estonia	SFH	Helsinki, Finland
FRP	Paris, France	SUM	Moscow, Russia
HES	Sempach, Switzerland	SUR	Riga, Latvia
HGB	Budapest, Hungary	SVG	Gothenburg, Sweden
ILT	Tel Aviv, Israel	SVJ	Jagareforbundet, Sweden
ISR	Reykjavik, Iceland	SVS	Stockholm, Sweden
NAW	Washington, USA	YUL	Ljubljana, former Yugoslavia
IAB	Bologna, Italy	SUK	Kaunas, Lithuania

RECOVERIES AND CONTROLS

Recovery reports contain the following information:

On the first line:

1. Ring number.
2. Age when ringed according to the Euring code, shown opposite, figures do not represent years.

1	pullus (nestling or chick).
2	fully grown but of unknown age.
3	juvenile in 1st calendar year.
4	adult at least one year old.
5	hatched in previous calendar year.
6	adult at least two years old.
7	hatched two calendar years ago.
8	adult at least three years old

Sex if known. M = Male, F = Female.

3. Date and place of ringing.

On the second line:

4. The date, place and method of recovery using the conventions shown in the list.

X	found dead
XF	found freshly dead or dying
XL	found dead not recent
+	shot or intentionally killed by man
SR	sick or injured, released with ring
S	sick or injured not known to have been released
A	alive and probably healthy, fate unknown
AC	alive and probably healthy, now captive
V	alive and probably healthy, caught and released but not by a ringer
N	alive and probably healthy, caught and released but not by a ringer - nesting
VV	alive and probably healthy, ring or colour marks read in the field but not by a ringer
R	caught and released by ringer
RR	alive and probably healthy, ring or colour marks read in the field by ringer
//	condition on finding unknown

In addition, for many recoveries, the circumstances of recovery are also known e.g. oiled, killed by cat, road casualty etc

On the third line:

5. Distance and direction moved.
6. Number of days elapsed from date of original ringing to recovery.

SECTION 1 Recoveries 2002 - 2004

- 172 recoveries were received from the BTO in the period 2002 - 2004.
- Not all are included, only those that have any significance are reported.

Avocet

Recurvirostra avosetta

ET07280	15/06/1999	1	Nr Snettisham, Norfolk, England (confidential site)
	31/08/2000	VV	Cliffe, Kent, England 145km S (177 DEG) 443 Days
ET07237	27/06/1998	1	Nr Snettisham, Norfolk, England (Site confidential)
	25/04/2002	RR	Welney, Ouse Washes, Cambs, England 38km SSW (194 DEG) 1398 Days

RECOVERIES AND CONTROLS

ET07242	27/06/1998	1	Nr Snettisham, Norfolk, England		
	04/06/2002	VV	Freiston, Lincs, England 22 km	WNW (300 DEG)	1438 Days
ET68718	10/06/2000	1	Nr Snettisham, Norfolk, England		
	25/12/2002	X	Domaine de Certes, Gironde, France 902 km	S (186 DEG)	928 Days
EG27453	24/06/2000	1	Nr Heacham, Norfolk, England		
	23/04/2002	VV	Two Tree Island, Essex, England 136km	S (173 DEG)	668 Days
	18/07/2003	VV	Cley-next-the-Sea, Norfolk, England 50 km	ENE (64 DEG)	1119 Days
	12/12/2003	VV	Two Tree Island, Essex, England 137 km	S (173 DEG)	1266 Days
ER43950	05/08/1991	1	Holme Dunes, Holme-next-the-Sea, Norfolk, England		
	12/05/2003	VV	Freiston Shore, Boston, England 32 km	W (270 DEG)	4298 Days
	08/11/2003	VV	Needs Ore Point, Beaulieu Estuary, Hampshire 279 km	SSW (209 DEG)	4478 Days
Barn Owl			<i>Tyto alba</i>		
GN08332	15/06/2001	1	Little Hale, Nr Shipdham, Norfolk, England		
	22/01/2002	X	Harpley Dams, Norfolk, England 26 km	NW (320 DEG)	221 Days
GN08370	01/07/2000	1	Watlington, Norfolk, England		
	13/02/2002	XF	Nr Sutton Bridge, The Wash, Lincolnshire, England 18 km	NW (307 DEG)	592 Days
GN08307	27/06/1999	1	Near North Ceake, Norfolk, England		
	17/02/2002	XF	Ringstead, Norfolk, England 14 km	W (278 DEG)	966 Days
GN08342	28/07/2001	1	Ingoldisthorpe, Norfolk, England		
	16/05/2002	R	Nr King's Lynn, Norfolk, England 10 km	WSW (248 DEG)	292 Days
GN08369	01/07/2000	1	Watlington, Norfolk, England		
	15/11/2002	XF	Swineshead Bridge, Lincolnshire, England 52 km	NW (310 DEG)	867 Days
GN42920	29/06/2002	1	Nr North Creake, Norfolk, England		
	26/10/2002	XF	Great Bircham, Norfolk, England 12 km	SW (230 DEG)	119 Days
GN42929	09/07/2002	1	Gately, Norfolk, England		
	01/11/2002	X	Nr West Lexham, Norfolk, England 13 km	WSW (244 DEG)	115 Days
GN58161	17/07/2002	1	Nr Swanton Novers		
	16/12/2002	S	Nr Fakenham, Norfolk, England 10 km	W (270 DEG)	152 Days

RECOVERIES AND CONTROLS

GN60167	08/07/2003	1	Near Great Ryburgh, Norfolk, England	
	04/09/2003	XF	Gaywood, King's Lynn, Norfolk 33 km	W (261 DEG) 58 Days
GN60189	16/07/2003	1	Saxlingham, Norfolk, England	
	09/10/2003	XF	Between Wells & Fakenham, Norfolk, England 13 km	W (262 DEG) 85 Days
GF08138	26/05/1998	6 M	Near Burnham Market, Norfolk, England	
	03/03/2004	X	Near Burnham Market, Norfolk, England Local	2108 Days
GN42905	03/06/2002	4 F	Near Burnham Market, Norfolk, England	
	14/02/2004	XF	Near North Creake, Norfolk, England 3 km	E (91 DEG) 621 Days
<p>These two Barn Owls were a pair, the male was found dead under the nest box and the female a few kilometres away at an adjacent farm. Needless to say as a result no owls occupied the nest site in 2004.</p>				
GF94867	13/06/1998	1	Nr South Creake, Norfolk, England	
	04/07/2003	R	Pudding Norton, Norfolk, England 11 km	SE (134 DEG) 1847 Days
GN58109	02/07/2002	1	near Heacham, Norfolk, England	
	29/02/2004	X	North Wootton, Norfolk, England 14 km	S (190 DEG) 607 Days
GN58156	16/07/2002	1	Nr Gunthorpe, Norfolk, England	
	11/02/2004	X	Hare Green, Essex, England 110 km S (179 DEG)	575 Days
GN60113	25/06/2003	1	Little Snoring, Norfolk, England	
	12/08/2003	X	Warham, Norfolk, England 10 km	N (354 DEG) 48 Days
GN60123	25/06/2003	1	Barney, Norfolk, England	
	22/05/2004	X	Wendling, Norfolk, England 20 km	SSW (197 DEG) 332 Days
GN60148	05/06/2003	1	Hunworth, Norfolk, England	
	13/04/2004	X	Coxford, Norfolk, England 23 km	W (261 DEG) 313 Days
GN60164	07/07/2003	1	Near Wighton, Norfolk, England	
	10/02/2004	X	Near Burnham Deepdale, Norfolk, England 12 km	WNW (289 DEG) 218 Days
GN60178	10/07/2003	1	Summerfield, Nr Docking, Norfolk, England	
	04/02/2004	XF	between Blakeney and Morston, Norfolk, England 28 km	E (83 DEG) 209 Days
GN76019	17/08/2003	1	Nr Sedgeford, Norfolk, England	
	14/10/2003	X	Cockley Cley, Norfolk, England 35 km	SSE (167 DEG) 58 Days

There were 35 other recoveries of Barn Owls reported in during the period 2002 - 2004 most had moved less than 10 km

RECOVERIES AND CONTROLS

Blackbird

Turdus merula

RR68218	16/11/1996	3 M	Weybourne, Norfolk, England		
	03/04/1997	R	Rybachy, Kaliningrad, USSR	1305 km	E (79 DEG) 138 Days
P936749	03/04/1997	5 M	Rybachy, Kaliningrad, USSR		
	07/02/1998	R	Burnham Market, Norfolk, England	1330 km	E (79 DEG) 310 Days
Moss Taylor originally ringed this Blackbird at Weybourne. It was controlled at Rybachy, a Russian ring was added it was then controlled by us the following year!					
RP40660	23/01/1998	6 F	Holme-next-the-Sea, Norfolk, England		
	10/11/2001	R	Castricum Duinen, Noord-Holland, The Netherlands	277 km	E (100 DEG) 1387 Days
NOS 7407083	06/10/2001	3 M	Titran, Froya, Sor-Trondelag, Norway		
	10/11/2001	R	Snettisham Coastal Park, Norfolk, England	1283 km	SSW (201 DEG) 35 Day
CF59897	28/01/2001	6 M	Stanhoe, Norfolk, England		
	22/11/2001	X	Fortrose, Highland Region, Scotland	601 km	NNW (330 DEG) 298 Days
CF80977	10/11/2001	3 M	Snettisham Coastal Park, Norfolk, England		
	11/01/2002	X	Swinderby, Lincolnshire, England	83 km	WNW (292 DEG) 62 Days

Blackcap

Sylvia atricapilla

P175451	08/09/1999	3J M	River Burn, Burnham Market, Norfolk		
	05/05/2000	XF	Katinger Watt, Schleswig-Holstein, Germany	556 km ENE (75 DEG)	240 Days
Our first recovery of a Blackcap in Germany.					
P251007	26/09/1999	3J M	River Burn, Burnham Market, Norfolk		
	20/04/2001	X	Domburg, Zeeland, The Netherlands	243 km	SE (129 DEG) 572 Days
P415740	14/09/2000	3 F	Sandwich Bay Estate, Kent, England		
	12/05/2001	R	Snettisham Coastal Park, Norfolk, England	189km	NNW (340 DEG) 240 Days
P251016	26/09/1999	3J F	River Burn, Burnham Market, Norfolk, England		
	29/10/2002	R	Odelouca, Algarve, Portugal	1887 km	SSW (202 DEG) 1129 Days
Our first recovery of a Blackcap to Portugal.					
P568525	14/10/2000	3 F	River Burn, Burnham Market, Norfolk, England		
	19/02/2002	XF	Artziniega, Alava, Spain	1245 km	SSW (208 DEG) 493 Days
Our first recovery of a Blackcap to Spain.					
P175698	13/09/1999	3 M	River Burn, Burnham Market, Norfolk, England		
	07/05/2003	R	Near Pentney, Norfolk, England	33 km	SSW (205 DEG) 1332 Days
R591849	06/09/2003	3J M	Snettisham Coastal Park		
	19/07/2004	R	Shereford, Norfolk, England	25 km	ESE (104 DEG) 317 Days

RECOVERIES AND CONTROLS

Dunnock

Prunella modularis

N766927	19/03/2000	4	Stanhoe, Norfolk, England		
	02/04/2002	XF	Titchwell, Norfolk, England	9 km	NW (323 DEG) 744 Days

Garden Warbler

Sylvia borin

P784332	25/08/2001	3	Snettisham Coastal Park, Norfolk, England		
	02/06/2002	R	Stowmarket, Suffolk, England	84km	SSE (155 DEG) 281 Days
N697359	25/08/1998	3	River Burn, Burnham Market, Norfolk, England		
	31/01/2004		near Jumapo, Ghana	5201 km	S (182 DEG) 1985 Days

The Groups first to Ghana another remarkable recovery from the now unused River Burn site abandoned after equipment was stolen

Blue Tit

Parus caeruleus

P850285	08/09/2002	3J	Snettisham Coastal Park, Norfolk, England		
	25/09/2002	R	Nr Holme-next-the-Sea, Norfolk, England	14 km	NE (35 DEG) 17 Days
R160922	11/09/2002	3J	Nr Holme-next-the-Sea, Norfolk, England		
	30/11/2002	R	Snettisham Coastal Park, Norfolk, England	14 km	SW (215 DEG) 80 Days
R591587	14/06/2003	3J	Snettisham Coastal Park, Norfolk		
	25/01/2004	R	Near Holme-next-the-Sea, Norfolk	14 km	NE (36 DEG) 225 Days

Great Tit

Parus major

P457115	29/07/2000	3J F	Friars Lane, Burnham Market, Norfolk		
	12/03/2001	R	Landguard Point, Felixstowe, Suffolk, England	120 km	SSE (160 DEG) 226 Days

Greenfinch

Carduelis chloris

VT21712	24/11/2001	3 F	HBO, Holme-next-the-Sea, Norfolk, England		
	16/11/2002	R	Snettisham Coastal Park, Norfolk, England	14 km	SW (215 DEG) 357 Days

There was one other local recovery.

Herring Gull

Larus argentatus

GN59303	14/07/2002	1	off Terrington Marsh, Norfolk,		
	03/08/2002	X	Snettisham, Norfolk, England	14 km	ENE (75 DEG) 20 Days
GN59404	14/07/2002	1	off Terrington Marsh, Norfolk, England		
	01/09/2002	X	Snettisham, Norfolk, England	14 km	ENE (75 DEG) 49 Days

These Herring Gull chicks ringed by Wash Wader RG did not survive very long!

RECOVERIES AND CONTROLS

Long-tailed Tit

Aegithalos caudatus

5M1823	17/10/1999	2	Hams Hall, Whitacre Heath, Warwickshire, England
	01/09/2000	R	Snettisham Coastal Park, Norfolk, England 148km ENE (75 DEG) 320 Days
6U4740	08/09/2002	2	Snettisham Coastal Park, Snettisham, Norfolk
	23/03/2003	R	Nr Holme-next-the-Sea, Norfolk 14 km NE (36 DEG) 196 Days
6U4741	08/09/2002	2	Snettisham Coastal Park, Norfolk, England
	20/06/2003	X	Wells-next-the-Sea, Norfolk, England 29 km ENE (75 DEG) 285 Days

Kestrel

Falco tinnunculus

ET68735	10/06/2003	1	North Creake, Norfolk, England
	30/10/2003	X	Saint-Leger-Dubosq, Calvados, France 413 km S (188 DEG) 142 Days

Only our sixth Kestrel recovery and the first to France, the furthest distance previously was of ET07245 which moved 135 km to South Yorkshire.

Mute Swan

Cygnus olor

U3538	16/06/1993	6	Ipswich, Suffolk, England
	30/09/2002	VV	Wayford Bridge, Nr Stalham, Norfolk, England 83 km NNE (16 DEG) 3393 Days
U1961	02/08/1991	6 M	Howhill, Norfolk, England
	08/10/2001	+	Horning, Norfolk, England 4 km SSW (197 DEG) 3720 Days
U3775	22/09/1993	6	Wells-next-the-Sea, Norfolk
	05/12/2002	VV	Mistley, Nr Manningtree, Essex, England 11 km S (173 DEG) 3361 Days
	03/02/2003	RR	River Stour, Mistley, Essex, England 112 km S (172 DEG) 3421 Days
U2900	17/05/1993	7	Nr Setchey, Norfolk, England
	15/12/2001	XF	Wiggenhall St Peter, Norfolk, England 3 km W (270 DEG) 3134 Days
U3775	22/09/1993	6	Wells-next-the-Sea, Norfolk
	07/11/2003	RR	River Stour, Mistley, Essex, England 113 km S (173 DEG) 3698 Days

These Swan recoveries are a legacy of when the RSPCA's animal hospital was located at Docking during the seal virus epidemic and our involvement with ringing rehabilitated swans there.

Oystercatcher

Haematopus ostralegus

FA22028	10/02/1990	8	Heacham, Norfolk, England
	03/06/2003	X	Snettisham, Norfolk, England 3 km SSW (212 DEG) 4861 Days

RECOVERIES AND CONTROLS

Redshank *Tringa totanus*

DA78882	06/03/1993	6	Brancaster Marsh, Norfolk, England		
	01/01/2002	X	Snettisham, Norfolk, England	17 km	SW (230 DEG) 3223 Days

The Group have ringed very few Redshank this one was originally captured while we were targeting Twite at Brancaster, when Phil Atkinson was studying them.

Redwing *Turdus iliacus*

BLB 7X29013	21/10/1998	3	Hoevenen, Antwerpen, Belgium		
	01/11/2001	R	Snettisham Coastal Park, Norfolk, England	321 km	WNW (303 DEG) 1107 Days

Our first recovery of a foreign ringed Redwing

Reed Warbler *Acrocephalus scirpaceus*

P251359	18/07/2000	4 F	River Burn, Burnham Market, Norfolk, England		
	31/12/2001	R	Nr Kettlestone, Norfolk, England	18 km	SE (137 DEG) 531 Days

P251888	24/08/2000	3J	River Burn, Burnham Market, Norfolk, England		
	09/08/2002	R	Icklesham, Sussex, England	228 km	S (181 DEG) 715 Days

N880426	05/08/1999	3J	River Burn, Burnham Market, Norfolk, England		
	21/08/1999	R	Floirac, Charente-Maritime, France	838 km	S (187 DEG) 16 Days

R591608	27/07/2003	3J	Snettisham Coastal Park, Norfolk, England		
	05/08/2003	R	Wicken Fen, Cambridgeshire, England	64 km	S (191 DEG) 9 Days

Ringed Plover *Charadrius hiaticula*

The colour ringing project continues to generate some interesting recoveries, shedding some light on the winter movements of our Snettisham breeding population which mostly disappear from the Wash during winter.

NV79052	01/06/1994	6 F	Snettisham Coastal Park, Norfolk, England		
	11/11/2001	VV	Skern, Taw & Torridge Estuary, Devon, England	377 km	WSW (238 DEG) 2720 Days

NV79876	02/06/1999	1	Snettisham, Norfolk, England		
	28/10/2001		Gavres, Nr Lorient, Morbihan, France	650 km	SSW (204 DEG) 879 Days

NV82642	28/05/1996	4 F	Snettisham, Norfolk, England		
	28/10/2001	VV	Gavres, Nr Lorient, Morbihan, France	650 km	SSW (204 DEG) 1979 Days

NV94348	01/06/2000	1	Snettisham, Norfolk, England		
	26/05/2001	VV	Rottumerplat, Rottumeroog, The Netherlands	406 km	E (79 DEG) 359 Days
	20/08/2001	RR	Nummereen, Nr Breskens, The Netherlands	272 km	SE (127 DEG) 445 Days

This bird was seen by a local warden with it's mate and at least two chicks and then later the same year at another location in the Netherlands. There is increasing evidence that not all Snettisham ringed chicks return to their natal site.

RECOVERIES AND CONTROLS

NW07917	14/06/2001	1	Snettisham, Norfolk, England		
	04/09/2001	VV	River Blyth, Northumberland, England	283 km	NNW (333 DEG) 82 Days
NW07919	16/06/2001	1	Snettisham, Norfolk, England		
	04/09/2001	VV	Blyth Estuary, Northumberland, England	283 km	NNW (333 DEG) 80 Days
NW07931	14/07/2001	1	Snettisham, Norfolk, England		
	30/08/2001	VV	Freiston, Lincolnshire, England	25 km	WNW (292 DEG) 47 Days
NV50515	03/06/1989	1	Holme Dunes, Holme-next-the-Sea, Norfolk, England		
	08/09/1999	VV	Goulven, Finistere, France	588 km	SW (216 DEG) 3749 Days
	27/09/2002	VV	Sandymount Strand, Dublin, Eire	456 km	WNW (288 DEG) 4864 Days
Apparently NV50515 has decided to change it's winter location.					
NV94262	25/06/1998	4 F	Snettisham, Norfolk, England		
	06/01/2002	VV	Hunstanton, Norfolk, England	8 km	NNE (24 DEG) 1291 Days
NV94329	29/06/1999	1	Snettisham, Norfolk, England		
	19/01/2002	VV	Rimac, Nr Saltfleet, Lincolnshire, England	61 km	NNW (346 DEG) 935 Days
NV94339	27/07/1999	1	Snettisham Coastal Park, Norfolk, England		
	24/02/2002	VV	Cemlyn Bay, Anglesey, Wales	335km	W (280 DEG) 943 Days
	11/11/2002	VV	Cemlyn Bay, Anglesey, Wales	335 km	W (335 DEG) 1203 Days
NV79863	27/05/1999	1	Snettisham, Norfolk, England		
	29/12/2002	VV	Chassiron, Ile d'Oleron, Charente-Maritime, France	764 km	S (189 DEG) 1312 Days
NV94271	04/07/1998	1	Snettisham, Norfolk, England		
	09/06/2002	VV	Freiston, Lincolnshire, England	25 km	WNW (292 DEG) 1436 Days
NV82612	10/03/1996	4 F	Nr Heacham, Norfolk, England		
	4/06/2001	VV	Roest Island, Nordland, Norway	1742 km	NNE (21 DEG) 1932 Days
	12/01/2003	RR	Hunstanton, Norfolk, England		2499 Days
	22/07/2003	VV	Roest Island, Nordland, Norway	1742 km	NNE (22 DEG) 2690 Days
This Ringed Plover is not one of the Snettisham breeding population, it was captured while still wintering on the Wash.					
NV79045	28/05/1994	4 M	Snettisham, Norfolk, England		
	06/10/2003	VV	Ile de Sein, Finistere, France	655 km	SW (215 DEG) 3418 Days

RECOVERIES AND CONTROLS

SECTION 4 Summary of all recoveries received 1990 – 2004.

Species	1990	1991	1992	1993	1994	1995	1996	1997	1998	1999	2000	2001	2002	2003	2004	Total
Avocet						1	1	3	2	6	8		4	4		29
Barn Owl	3				1	2	1	4	2	9	3	7	16	19	33	100
Bar-tailed Godwit							1									1
Blackbird		7	6	3	5	1	4	4	8	5	3	5	2			53
Blackcap			2	1		1	1	1	1	9	7	3	4	2	1	33
Black-headed Gull	1	1						2		3		1				8
Blue Tit			1		1	2		1		2	1		2		2	12
Brambling					1											1
Bullfinch					1											1
Chaffinch				1		1		2	1							5
Chiffchaff								2	1	1	2					6
Common Gull					1											1
Coot			1	2												3
Dipper		1														1
Dunnock				1	1	1	2	2	2	2			1			12
Fieldfare			1	1			1									3
Fulmar		2	1	3	1	3				1						11
Garden Warbler													1		2	2
Goldcrest					1				1							2
Great Tit			1	1			1					1				4
Green Woodpecker						1										1
Greenfinch		12	4	1	3	2	2	1	5	1	4		2		1	38
Grey Plover				1												1
Guillemot					1											1
Herring Gull													2			2

RECOVERIES AND CONTROLS

Species	1990	1991	1992	1993	1994	1995	1996	1997	1998	1999	2000	2001	2002	2003	2004	Total
House Sparrow											1					1
Jackdaw										1						1
Jay					1											1
Kestrel				1					2	1				1		5
Lapwing									1	1						2
Lesser Black-backed Gull												1				1
Lesser Whitethroat							1		2							3
Linnet								2		1						3
Long-tailed Tit							3		1	2	7			2		15
Magpie		1			1											2
Marsh Harrier		3	1			2		1								7
Mute Swan		19	31	17	19	15	9	2	3		2	3	2	2		124
Oystercatcher	1		1	2				1		1	4	1		1		12
Pied Wagtail						1						1				2
Pink-footed Goose			1													1
Redpoll							1									1
Redshank		1											1			2
Redwing												1				1
Reed Bunting						1										1
Reed Warbler			1	3	2	2	2	2		7	4	3	2	1		29
Ringed Plover				1	10	4	15	13	16	17	13	16	7	14	14	140
Robin		1	1		1	1		2	2	1	3		2	1		15
Sand Martin		4	13	5	12											34
Sanderling							16	11	5	1						33
Sedge Warbler					3	1	1	1		10	2					18
Shore Lark										5	2		1			8
Siskin									25	9						34
Snow Bunting		6	1	8	5		14	7	40	9	21	3	1			115

RECOVERIES AND CONTROLS

Species	1990	1991	1992	1993	1994	1995	1996	1997	1998	1999	2000	2001	2002	2003	2004	Total
Song Thrush		1					1									2
Sparrowhawk			1							1						2
Starling		2	5	1	1	3	3	11	7	6	5	3	2	1	1	51
Stock Dove														1		1
Swallow		3		1	1	1		2	1	1	1	1				12
Tree Sparrow										1						1
Turnstone						1	4									5
Twite						1										1
Wheatear	1							1	1							3
Whitethroat					1		4									5
Willow Warbler					1	1	1									3
Woodlark								1								1
Wren							1			1			1			3
Yellowhammer			1			1										2
Total	6	64	74	54	75	50	90	79	129	115	93	50	53	49	53	1034

SPECIES AND PROJECTS

Introduction.

The Group has always specialized in long term ringing studies particularly of species that had previously in the past, received little or no attention by other Norfolk ringers. These studies have included:

Fulmar	A study of the breeding colony at Hunstanton
Avocet	Breeding at Holme, on the Wash and other confidential locations
Ringed Plover	Colour ringing, RAS project and nest recording
Barn Owl	Monitoring nest sites as part of the BOMP project of the BTO
Snow Bunting	A study of the racial composition of flocks wintering in Norfolk
Wheatear.	The arrival time and abundance of the Greenland race <i>leucorhoa</i>

Currently Group Projects monitor Barn Owls and Ringed Plovers annually and it is the results for 2002 – 2004 that are presented for these species.

SECTION 1 Barn Owl Monitoring Programme 2002-2004

This section of the report presents the results of the Barn Owl monitoring programme undertaken by NWNRG for the years 2002 to 2004. By 2004 the number of sites that were monitored by the Group had continued to increase due to additional sites being identified from Hawk and Owl Trust information plus the inclusion of Richard Brooks, Stody Estate and Norfolk County Council in the project. An ongoing programme of nest-box provision by the Group and Richard Brooks during the winters of 2002/2003 and 2003/2004 has also added to the number of potential nest sites. Additionally contact with farmers, gamekeepers and members of the public lead to a number of hitherto unknown (to us) sites being identified. We now monitor annually over two hundred and sixty sites and sixty-five of these are included in the Barn Owl Monitoring Project (BOMP). Many of the sites involve multiple nest boxes and the number of nest boxes at any given site varies from a minimum of 1 to a maximum of 7, but not all of these have been classed as separate sites the exception to this is where a site contains both a natural site and also a nest box sited either in a tree, building or both. This is to enable choice of nest site type to be ascertained and used in analysis. Sites were visited at least once during the period May – September and chicks were ringed during the initial visit if large enough or during a second visit if too small. Additional visits were made to some sites to check on fledging success and/or to check for late first broods where pairs were present but not breeding earlier and/or to check for 2nd broods.

The number of sites and details of occupancy are shown in Table 1.

Sites were classified as active, potentially active or unoccupied. Active sites had eggs or chicks, potentially active had either a pair or single bird present but they were not actively breeding or it was believed that a first brood had already fledged, unoccupied sites had no Barn Owls present. A map of the distribution of Barn Owl nests monitored by the Group is given at the end of this species report.

SPECIES AND PROJECTS

Year	No Sites	Active	Potentially Active	Unoccupied
2002	65	47	0	18
2003	197	71	30	96
2004	269	93	10	166

Table 1: Number of sites visited 2002 – 2004 and details of occupancy

The brood size at ringing is shown in Table 2.

Year	Number of chicks/nest							Average no chicks/nest
	1	2	3	4	5	6		
2002	2	11	15	10	4	1	3.1	
2003	12	22	23	10	2		2.4	
2004	14	40	16	10	5		2.4	

Table 2: Number of chicks/nest/year.

During the period 2002 – 2004, four hundred and ninety-five pullus were ringed plus twenty-six new adults. One adult re-trapped at the nest in 2002 was a chick originating from another of our sites, two adults re-trapped in 2003 were also originally ringed as chicks at other Group sites. One adult trapped was a control having moved 5 km. See Table 3.

Year	Pullus	Adult	Re-trap	Control
2002	135	7	1	
2003	155	9	2	1
2004	205	10		

Table 3: Number of chicks/new adults/re-traps and controls by year

2002 was a superb breeding season with large broods fledging successfully it was also the first year since we began monitoring Barn Owls that we encountered a brood of 6 chicks although the youngest failed to fledge.

2003 turned out to be a poor year for breeding Barn Owls with a number of pairs not breeding this year, additionally sites, which up to this year had always been occupied, held no pairs. A number of sites held only a single bird, at one site the nest box contained a dead female and also a roosting male.

2004 turned out to be one of the worst breeding seasons for Barn Owls since we began monitoring in 1990. Following a bumper year in 2002 the next two years have proved to be poor with 2004 possibly the worst we have known.

Throughout late June and virtually the whole of July periods of rain over more than one day particularly at night made hunting and therefore provisioning of chicks difficult for the adults. The effects of these difficult hunting periods may have been worsened by a shortage of the traditional small mammal prey particularly short tailed field voles.

SPECIES AND PROJECTS

Most pairs failed to rear all the chicks that were hatched and 6 pairs failed to rear any of the chicks that hatched. 2 pairs failed at the egg stage, failing to hatch any chicks. At one site both the first and second broods failed to fledge.

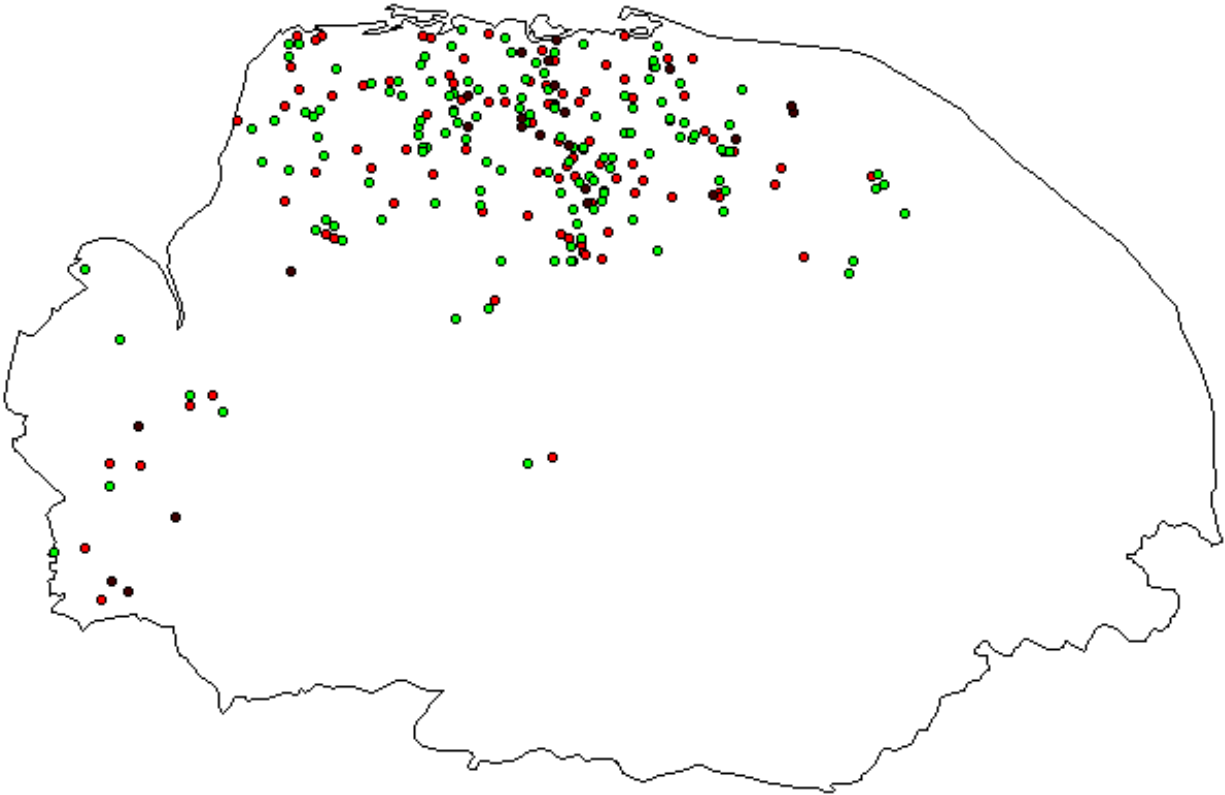


An unusual Barn Owl nest site in a disused farm storage hopper

© John Middleton 2004

SPECIES AND PROJECTS

Barn Owl nest distribution Map 2004



KEY

- Active nests
- Not occupied
- Potentially active (pair not breeding or single bird present when checked)

This Distribution map was produced using the software Dmap for windows.
Nest Distribution Data © NWNRG
This map may not be copied or reproduced without permission

SPECIES AND PROJECTS

The Status of Barn Owls in Norfolk

The Barn Owl *Tyto Alba* an Amber list species, is currently of medium conservation concern having declined between 25-49% over the previous 25 years. Since our formation in 1990 North West Norfolk Ringing Group have been active in monitoring and ringing Barn Owls in Norfolk. Gradually a network of sites has been developed mainly through contact with local farmers and landowners, many already had nest boxes installed in farm buildings or were willing for us to install a box when it was evident from the presence of pellets that owls were using a building.

The mainly nocturnal nature of this species does not make them easy to monitor effectively and this is apparent when estimates of the number of breeding pairs in the county are based solely on reports and sightings. Estimates for 1994-2003 taken from the Norfolk Bird and Mammal Report are shown in the table.

Year	No breeding pairs
1994	19
1995	26
1996	59
1997	22
1998	32
1999	48
2000	34
2001	42
2002	43
2003	37
Source Norfolk Bird & Mammal Report	

These figures do not accurately reflect the numbers of breeding Barn Owls as they under record the actual numbers. In 1985 Colin Shawyer estimated the Norfolk population to be around 190 pairs (*Shawyer .C. 1987*). A comparison of Shawyer's estimate with those of the Norfolk Bird and Mammal Report might suggest that the numbers of pairs had slumped dramatically since 1985 but this is actually not the case for reasons that we will discuss. For example in 2003 the Group had access to over 250 potential sites and 101 were occupied, although only 71 pairs were actively breeding This does not include other possible sites in Norfolk that we were aware of but did not monitor for various reasons, or other breeding locations monitored by either nest recorders or ringers outside this Group, and yet the number of pairs reported in the Norfolk Bird and Mammal was just thirty-seven. Unless observers have access to breeding sites the numbers of breeding Barn Owls is unlikely to be accurately reported by casual observation alone and only a co-ordinated monitoring programme will be effective.

In the year 2000, the British Trust for Ornithology (BTO) and the Hawk and Owl Trust (HOT) in collaboration, launched Project Barn Owl. The project recognised the need for a replicable baseline estimate of the Barn Owl population to be established in order to allow future changes in population levels to be monitored and for causal

SPECIES AND PROJECTS

factors to be identified and later quantified. The Group are participating in this National Project

The Sheepdrove Trust has provided funding for this project, for a period of four years. Details of occupancy, numbers of chicks ringed etc are recorded and reported to the Nest Records Unit of the BTO. Additionally as part of the Schedule One Licence requirements details are provided to English Nature.

HOT have actively promoted the conservation of Barn Owls in Norfolk. During the late 1980's and up to 1992, Paul Johnson their Conservation Officer had installed nest boxes throughout Norfolk. Paul left the Trust in 1992 and monitoring of these boxes ceased. Our contacts with farmers and landowners gradually revealed that a number of existing nest-boxes had been originally installed by HOT and that potentially there must be many more. Of interest and concern to NWNRG was that these boxes were not being monitored in any way. Following a very constructive meeting between the Group and David Cobham a Trustee of the Hawk and Owl Trust in March 2003 it was agreed that NWNRG would undertake responsibility for monitoring the Trust's boxes and sites in Norfolk. David provided two lists of sites and then began the task of tracking them down. Much of the site information was sketchy sometimes with just an OS grid reference relating to a remote barn or shed, many of the telephone contact numbers were out of date because of number changes or were incorrect. However intensive detective work in the spring of 2003 by the author with the help of Group members Trevor Girling and Phil Littler, resulted in us being able to locate at least a proportion of these sites. Although sometimes the site no longer existed because buildings had collapsed, been demolished or had been converted.

Some other organisations and individuals in addition to the Hawk & Owl Trust and NWNRG have been active in providing nest box sites in Norfolk, most notably Richard Brooks, who at his own expense has installed nearly four hundred. Richard is not a ringer and was not monitoring these boxes in any systematic way. Since 2002, NWNRG have joined forces with Richard and jointly we monitor his boxes. The Stody Estate had also installed boxes and from 2003 with their agreement we also monitor these. Norfolk County Council own a number of farms and they agreed to allow us to monitor boxes that had been installed at these sites, the Property Services department very kindly provided us with a list of these together with contact telephone numbers of their tenant farmers.

In order to try and establish a more accurate assessment of the Barn Owl population in Norfolk, we present details provided by ringers for 2002 -2004. The following tables are based on data supplied at the Annual Norfolk Ringers Meetings.

SPECIES AND PROJECTS

Number of pairs Monitored 2003			
Ringer	Pairs monitored	Active pairs	Potentially active (not breeding)
Jez Blackburn/Kevin Leighton	2	2	
Holme BO	4	3	1
Paul Nokes	1	1	
Sheringham RG	10	3	7
Arthur Bowles et al	8	7	1
Keith Herber	3	1	2
Wilkinson/Shawyer	41	18	23
NWNRG	101	71	30
Total	170	106	64

Comparisons between the estimated number of pairs in the Norfolk Bird and Mammal report and sites monitored by ringers show significant differences. For example, Norfolk bird and Mammal reported 37 pairs in 2003, and yet in 2003 Norfolk ringers monitored 170 pairs. These figures do not include at least six other pairs that NWNRG are aware of but are unable to monitor, either because it is an inaccessible natural site or because a landowner won't allow access. Thus we can see that the number of known pairs being monitored greatly exceeds the estimated numbers reported in successive Norfolk Bird and Mammal Reports.

Number of Barn Owls ringed annually 1990-2003			
Year	Total ringed	Year	Total ringed
1991	45	1998	62
1992	49	1999	79
1993	109	2000	86
1994	64	2001	39
1995	27	2002	294
1996	101	2003	238
1997	48	2004	399

The numbers of Barn Owls ringed in Norfolk has continued to rise from the forty-five that were ringed in 1991 to three hundred and ninety-nine in 2004. This is because the amount of effort put in by ringers to monitor Barn Owls has increased during the last few years, and not necessarily that the numbers of pairs has increased. We simply do not have evidence yet to state whether there has been any real change in the population and the BTO Barn Owl project BOMP will hopefully address these issues.

SPECIES AND PROJECTS

Ringer	2002		2003		2004	
	No ringed	% of Total	No ringed	% of Total	No ringed	% of Total
North West Norfolk RG	142	48.3	165	69.3	215	53.9
Wilkinson/Shawyer	105	35.7	25	10.5	108	27.1
Arthur Bowles et al	21	7.1	23	9.7	39	9.8
Sheringham RG	9	3.1	2	0.8	3	0.7
Paul Nokes	5	1.7	3	1.3	7	1.8
Keith Herber	4	1.4	2	0.8		
Holme BO	4	1.4	12	5.0	19	4.7
Graham Austin	3	1.0				
Ray Marsh	1	0.3				
Martin Preston					1	0.25
Blackburn/Leighton					6	1.5
Hale/Gribble					1	0.25
Total	294	100	238	100	399	100

From the table shown above it can be seen that NWNRG are leading the way when it comes to monitoring Barn Owls in Norfolk and currently ring more than 50% of all Barn Owls ringed in Norfolk.

Whilst 2002 was an excellent year for breeding Barn Owls and despite 2003 and 2004 being poor years, the Norfolk Barn Owl population is apparently thriving. If the numbers of known pairs that are being monitored are considered plus if an allowance is made for an indeterminate number of unknown or not monitored pairs then compared to Shawyer's 1985 estimate of 190 pairs the current population appears to be either stable or increasing. Interestingly whereas most of the 190 pairs involved in the 1985 survey were breeding in natural nest sites most Barn Owls breeding in Norfolk currently use nest-boxes (Colin Shawyer pers com).

References:

Shawyer .C. 1987. *The Barn Owl in the British Isles – it's Past, Present and Future*.
The Hawk Trust

SPECIES AND PROJECTS

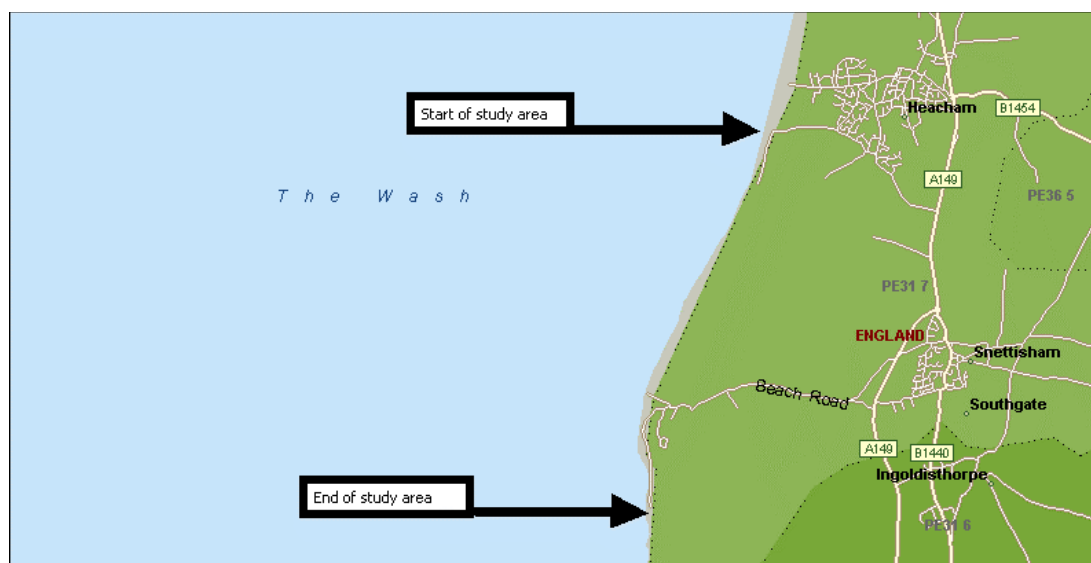
SPECIES AND PROJECTS SECTION 2

Ringed Plover 2002 - 2004



Photo Richard Porter

The colour-ringing project begun in 1994 which aims to monitor the breeding success and/or failure of Ringed Plovers breeding at Snettisham/Heacham was continued during the three years 2002-2004. In 1998 the BTO set up a new monitoring project, Retrapping Adults for Survival (RAS) and we joined this scheme in 2000. Our participation in this project each year, consisted of a survey in mid to late April of the complete shoreline between Heacham South Beach and the saltmarsh of Snettisham RSPB Reserve to obtain colour combinations of adults that were present. We also incorporated data of colour-ringed adults observed during the breeding population study. As far as possible any unringed adults were trapped and given unique colour combinations.



Map of Ringed Plover study area

SPECIES AND PROJECTS

The numbers of re-sighted adults and new previously unringed adults is given in Table 1.

Year	Re-sighted	New adults
2002	101	9
2003	74	21
2004	77	14

Table1: Numbers of re-sighted and previously unringed adults 2002-2004.

During these three years beginning in late April, every 2/3 days the study area (see page 35), was searched for new nests and once a nest had been found it was monitored regularly until the eggs hatched or the nest failed. Details of nests were recorded as in other years on BTO Nest Record Cards but nowadays the records are sent electronically to the BTO using the IPMR software. Any chicks that hatched were ringed with unique colour combinations and a BTO metal ring. Two hundred and seven nests were found. We ringed 304 chicks but this includes 9 that were found loose on the beach that we couldn't link to a particular nest.

Details of the number of successful (hatching at least one chick) and unsuccessful nests are given in Table2.

Year	Total	Successful	Percentage	Unsuccessful	Percentage
2002	68	32	47.1	36	52.9
2003	73	36	49.3	37	50.7
2004	66	37	56.1	29	43.9
Totals	207	105	50.7	102	49.3

Table 2: Successful and unsuccessful nests 2002-2004.

Results varied between the years 2002-2004 but overall the main cause of nest failure was predation (29.4%). The combined effects of human disturbance trampling and desertion accounted for another 15.5% of all nests lost, a consequence of human activity along these beaches used for recreation. The causes of nest loss are shown in Table 3.

Year	Predation	Trampled	Deserted	Flooded	Unknown
2002	24	4	4	1	3
2003	20	9	6	1	1
2004	17	3	6	3	
Total	61	16	16	5	4

Table 2: Causes of nest failure 2002-2004.

In the winter of 2001/2002, two hard sea defences were constructed. These consisted of 360 metres of revetment and wave wall between TF652348 – TF651345 referred to in this Report as the Northern Revetment, and the approx. 570 metres revetment between TF647325 – TF647320, the Southern Revetment. These

SPECIES AND PROJECTS

constructions could potentially reduce the total habitat available to breeding Ringed Plovers, and so it was important to monitor the effects, if any on the breeding population. Some funding received from Babbie Brown & Root, who co-ordinate environmental monitoring on behalf of the Environment Agency, enabled us to obtain a handheld GPS manufactured by Garmin. Using this handheld unit we have been able to record nest locations as British National Grid references and in conjunction with the mapping software Dmap plot them into distribution maps. This facility will be useful to illustrate any changes in nest distribution that may have been caused by these hard sea defences. Preliminary results showed that the Northern Revetment which was given a shingle covering following construction was accepted and successfully used by Ringed Plovers in the first breeding season (2002), however by 2004 no pairs were breeding due to the almost complete loss of the shingle washed away by winter storms and tides. Unless this covering is replaced it would appear that 360 metres of habitat previously used successfully has been lost.

Conversely the Southern Revetment was not covered with shingle following construction and so the former shingle bank was effectively lost to Ringed Plovers (and Oystercatchers) as breeding habitat. This concerned several Chalet owners and enterprisingly they obtained shingle from the beach and created small patches for these waders hoping that they would be used. See figures 1 -3.



Figure 1: Oystercatcher nest and eggs on the Southern Revetment



Figure 2: Small shingle patch on the Southern Revetment where the Oystercatcher nest is located

Their hopes were realised and a pair of Oystercatchers and also a pair of ringed plovers attempted to breed. The Oystercatchers were successful but the Ringed Plover nest failed due to predation by a pair of Magpies. In 2002 and again in 2003 Ringed Plovers nested on minimal amounts of shingle that was retained naturally by the stepped construction of the Southern Revetment, see figure 5.

SPECIES AND PROJECTS



Figure 3: Small area of sand/shingle cover used by Ringed Plovers in 2002



Figure 4: Ringed Plover nest and eggs



Figure 5: Nest on minimal amount of shingle naturally retained by blockwork

In 2002, Babbie Brown & Root, asked NWNRG if we could provide information on the population of Ringed Plovers breeding along the Heacham/Snettisham beach in order to assess the impact of the hard sea defence construction work on the breeding success of the Ringed Plovers. Beach re-profiling work initially scheduled to take place in 2004 has been postponed until 2005 and according to Babbie Brown & Root, this work will be carried out to a great extent during the breeding season of the Ringed Plovers, potentially leading to major disturbance, and destruction of nests and chicks.

We have provided them with a detailed report concerning the effects of the construction of the hard sea defences and have recommended when any beach re-profiling should or should not take place using information of laying and hatching dates obtained in 2002 that show that a large number of Ringed Plovers in the study area start laying between the first to the third week of May and that over 90% of nests hatched before mid July. Results of our studies carried out between 1999 and 2001 show a similar figure with around 90% of all nests hatched by not later than

SPECIES AND PROJECTS

17July. Chicks need approximately another 24 days to reach fledging, however, by the beginning of August, 99% of all chicks would be highly mobile and could avoid danger from heavy machinery movements and the transportation of materials. The remaining nests, if any, and small chicks could be relatively easy protected from the effects of the work. Therefore according to our current knowledge and data collected since 1999, **beach recharge starting at the beginning of August would have the least impact on the breeding population and should not be commenced before then.**

Membership of North West Norfolk Ringing Group

Membership of the Group is open to anyone who has an interest in bird ringing and we welcome new members, either experienced ringers or anyone who would like to train as a ringer. Any ringer wishing to join in our ringing activities but not necessarily join the Group are also welcome.

Non-member visiting ringers will be asked to contribute to ring costs.

The group will vet prospective members.

Prospective trainees must complete 3 months probation.

Trainees must be able to demonstrate that they have the dedication necessary to progress through to a permit upgrade.

All trainees requiring a permit upgrade must show a satisfactory level of ringing competence and are expected to attend a recognized Training Course to be assessed.

All members will respect the confidentiality necessary regarding Schedule 1 species.

Associate membership is designed especially for those who wish to support the group but not necessarily be involved in all, or indeed any of its ringing activities. It is therefore particularly suitable for students who may wish to join the group for a limited period in order to pursue a particular project. Associate members may attend Group meetings but not vote on issues affecting Group Policy.

Honorary membership may be conferred where an individual has links with the Group but may not necessarily be a ringer

Ringling licences

Members are responsible for their own permit fees and renewals.

Equipment:

All equipment purchased by the group will remain the property of the group.

Should the group disband the equipment will be divided amongst group members and any remaining funds donated to the BTO.

Personal equipment used by the group remains the property of the individual concerned.

Procedure for Ring Purchase

'A' permit holders may purchase rings in the groups name quoting the group number 9152. The ring string numbers must be notified to John Middleton.

C permit holders including specific C may only purchase rings direct from the BTO (quoting the group number 9152) with the permission of their Trainer who should endorse the official BTO order form accordingly.

When the C permit holder receives rings that they have ordered from the BTO, the ring string numbers must be notified to their Trainer who will in turn notify John Middleton.

Trainees are not permitted to purchase rings. The rings that a Trainee uses will be provided initially by their trainer, trainees will reimburse their Trainer for the rings that the trainee has used.

Membership of North West Norfolk Ringing Group

Training - the group has a structured training programme based on the acquisition of skills. We operate in a variety of habitats throughout the year.

All group members, not just Trainees, are encouraged to take the opportunity to ring with other ringers or groups. In this way experience can be obtained in different situations, sometimes gaining an insight into specialist methods or techniques such as cannon netting which couldn't be provided within the NWNRG. Group members, especially Trainees are encouraged to participate in ringing courses, where they will meet a wide variety of fellow ringers and Trainers. These occasions provide welcome opportunities for the exchange of ideas and information.

Group thinking is that advancement should be via a recognised ringing course and that Trainers within the Group should not upgrade their own Trainees. In this way independent assessment of ability will occur, which in itself is also a measure of the training received and therefore of the Trainer.

You can contact us at webmaster@nwnrg.co.uk